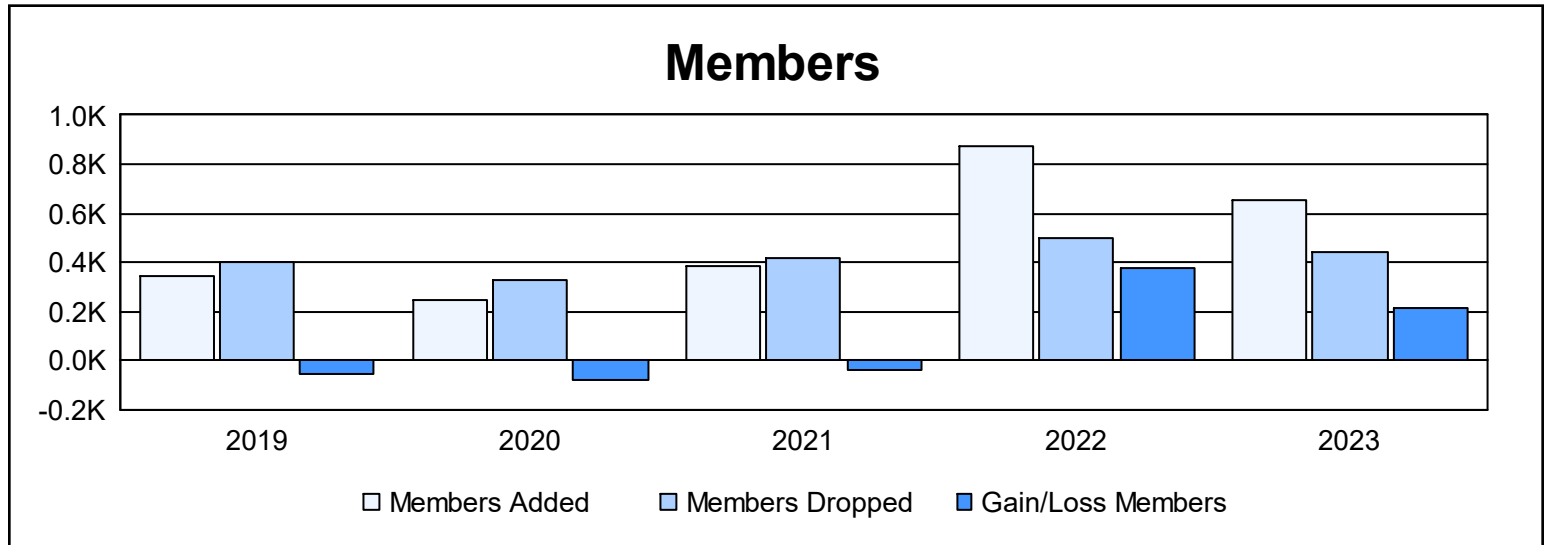
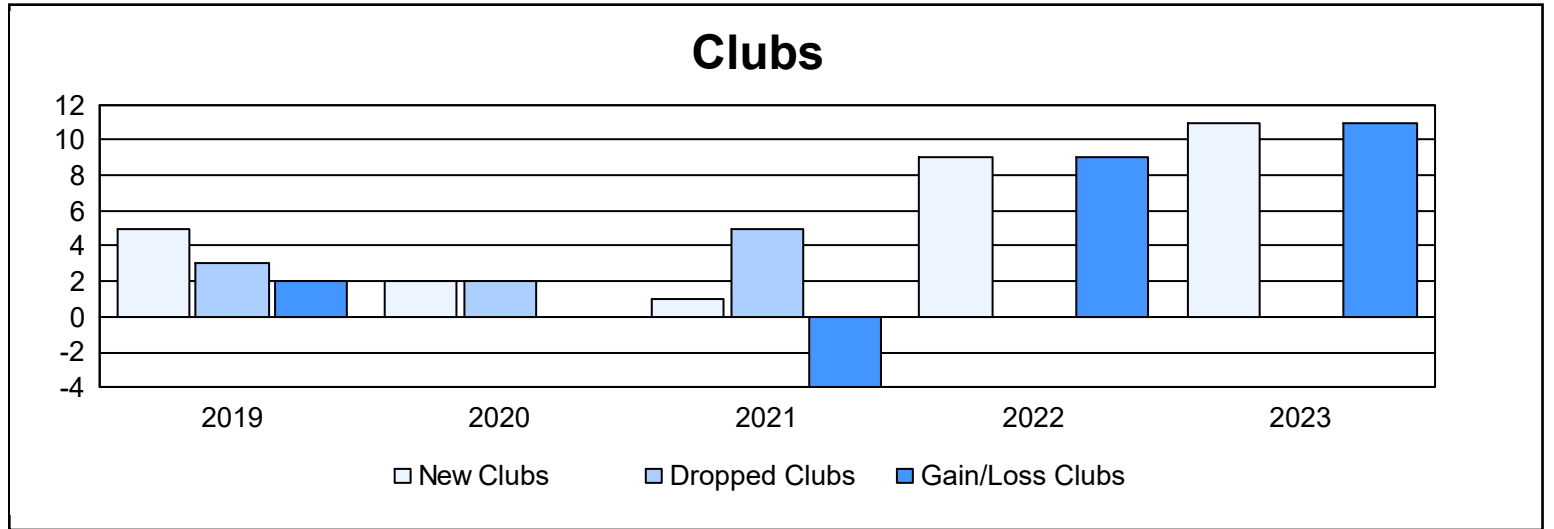
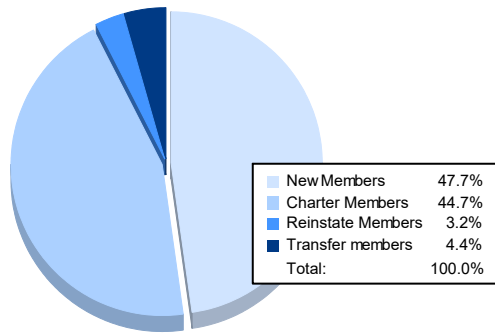


| Year | New Clubs | Dropped Clubs | Gain/ Loss Clubs | New Members | Charter Members | Reinstate Members | Transfer Members | Total Member Added | Total Members Dropped | Gain/ Loss Members |
|----------------|-----------|---------------|------------------|-------------|-----------------|-------------------|------------------|--------------------|-----------------------|--------------------|
| 2018-2019 | 5 | 3 | 2 | 191 | 133 | 10 | 10 | 344 | 399 | -55 |
| 2019-2020 | 2 | 2 | 0 | 194 | 47 | 5 | 2 | 248 | 330 | -82 |
| 2020-2021 | 1 | 5 | -4 | 273 | 68 | 29 | 11 | 381 | 421 | -40 |
| 2021-2022 | 9 | 0 | 9 | 493 | 265 | 82 | 36 | 876 | 499 | 377 |
| 2022-2023 | 11 | 0 | 11 | 313 | 293 | 21 | 29 | 656 | 441 | 215 |
| Average | 6 | 2 | 4 | 293 | 161 | 29 | 18 | 501 | 418 | 83 |



Membership Composition June 2023 Cumulative



Gender Composition June 2023 Cumulative

